

JULITA, LEYTE - HSWG Partner Reporting

Recovery Shelter Activities (as of 06-OCT-2014)

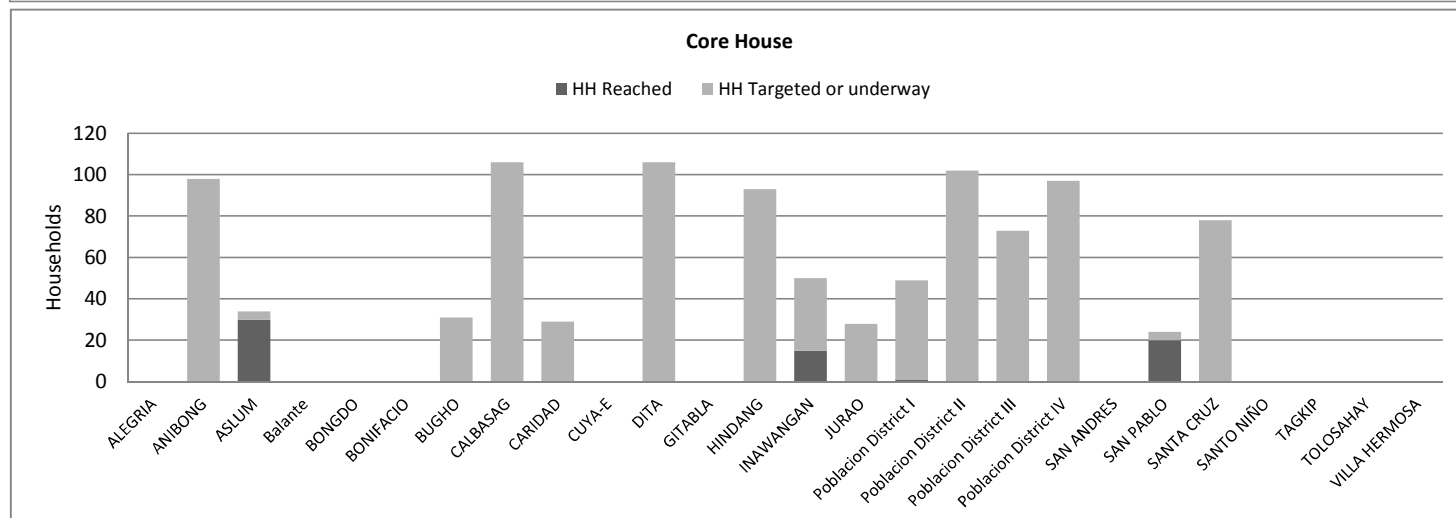
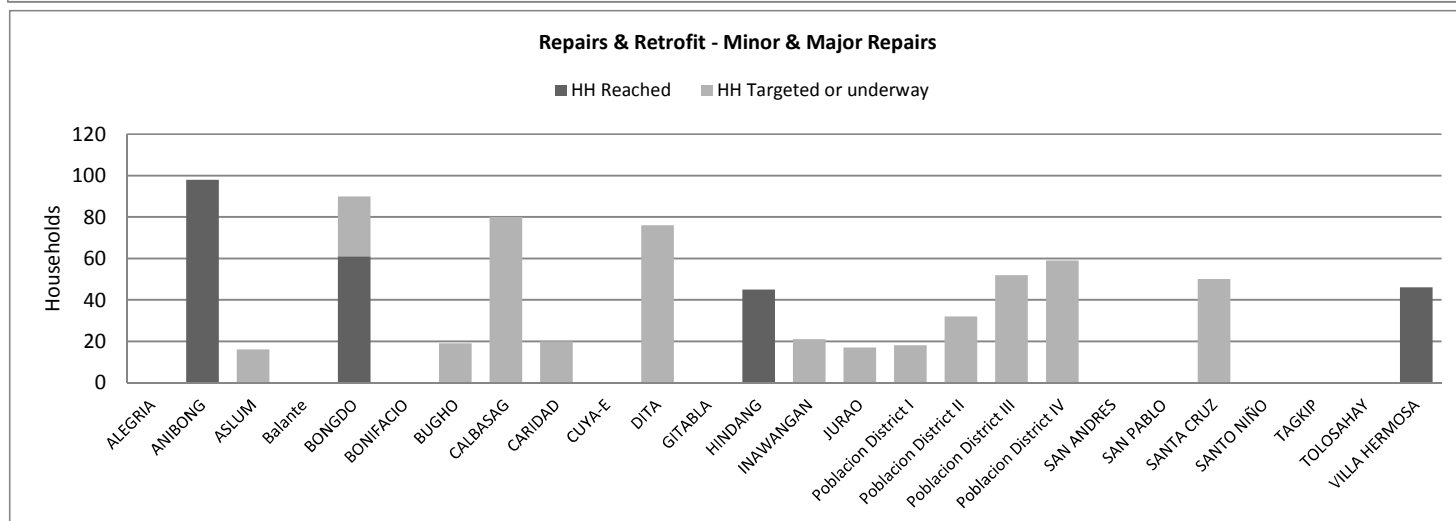
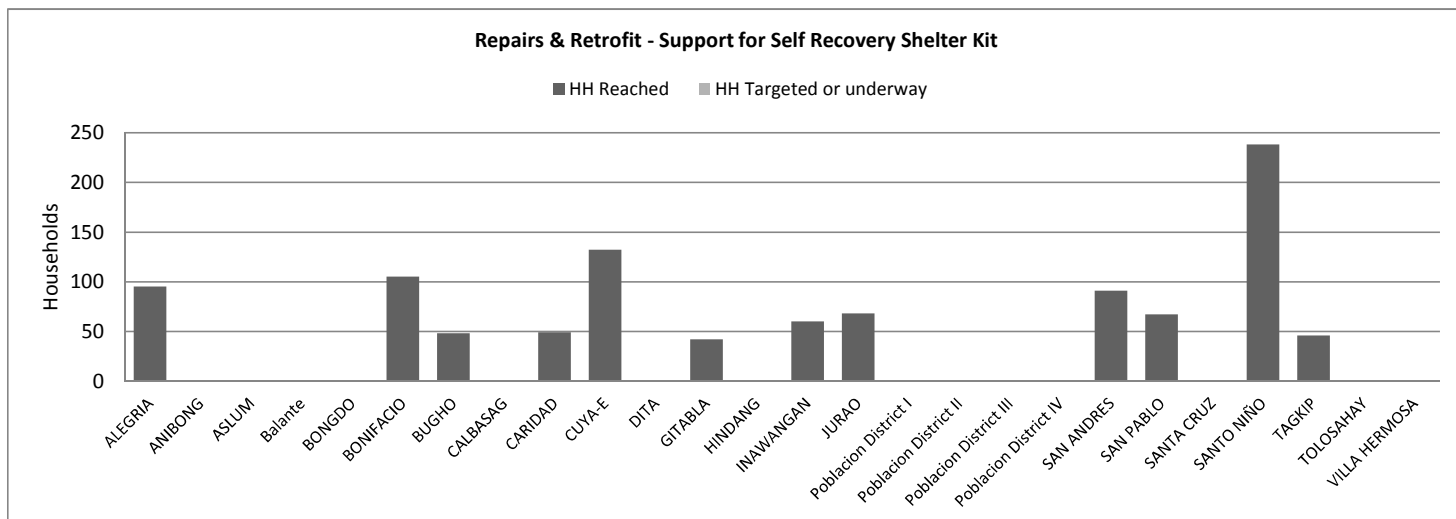
The graphs shown below represent the sum of households who have received (HH Reached) or who will receive (HH Targeted or underway) recovery shelter support by HSWG partner agencies. Numbers reached are those reported to the HSWG by 6th October 2014. Household number do not represent the total needs by Barangay - for this, consult with relevant Barangay or Municipality. PLEASE NOTE - scale differs in each graph.

For explanation of intervention types, please see **Shelter Cluster Recovery guidelines**:

<https://www.sheltercluster.org/Asia/Philippines/Typhoon%20Haiyan%202013/Documents/Recovery%20Shelter%20Guidelines.pdf>

The full data set of HSWG data can be found here:

<https://www.sheltercluster.org/Asia/Philippines/Typhoon%20Haiyan%202013/Documents/20141003%20HSWG%20Database%20for%20website.xlsx>





JULITA - HSWG Partner reporting

Recovery Shelter activities (as of 06-OCT-2014)

Interventions By AGENCIES

The data shown below represent the sum of households who have received (HH reached) or who will receive (HH targeted or underway) recovery shelter support by HSWG partner agencies. Numbers reached are those reported to the HSWG by 6th October 2014. The full data set of HSWG data can be found here:

<https://www.sheltercluster.org/Asia/Philippines/Typhoon%20Haiyan%202013/Documents/20141003%20HSWG%20Database%20for%20website.xlsb>

Agency	Temporary Shelter		Repairs & Retrofit		Core House		Permanent House		Total HH Reached	Total HH Targeted
	HH Reached	HH Targeted	HH Reached	HH Targeted	HH Reached	HH Targeted	HH Reached	HH Targeted		
Medair			0	439	30	732			30	1,171
Plan International			1,041	1,041					1,041	1,041
PRC - German Red Cross			250	300	36	266			286	566
Grand Total			1,291	1,780	66	998			1,357	2,778



JULITA - HSWG Partner reporting

Recovery Shelter activities (as of 06-OCT-2014)

Interventions By BARANGAYS

The data shown below represent the sum of households who have received (HH reached) or who will receive (HH targeted or underway) recovery shelter support by HSWG partner agencies. Numbers reached are those reported to the HSWG by 6th October 2014. The full data set of HSWG data can be found [here](https://www.sheltercluster.org/Asia/Philippines/Typhoon%20Haiyan%202013/Documents/20141003%20HSWG%20Database%20for%20website.xlsx):

<https://www.sheltercluster.org/Asia/Philippines/Typhoon%20Haiyan%202013/Documents/20141003%20HSWG%20Database%20for%20website.xlsx>

	Temporary Shelter		Repairs & Retrofit		Core House		Permanent House		Total HH Reached	Total HH Target
Barangay	HH Reached	HH Target	HH Reached	HH Target	HH Reached	HH Target	HH Reached	HH Target		
ALEGRIA			95	95					95	95
ANIBONG			98	98	0	98			98	196
ASLUM			0	16	30	34			30	50
Balante										
BONGDO			61	90					61	90
BONIFACIO			105	105					105	105
BUGHO			48	67	0	31			48	98
CALBASAG			0	80	0	106			0	186
CARIDAD			49	69	0	29			49	98
CUYA-E			132	132					132	132
DITA			0	76	0	106			0	182
GITABLA			42	42					42	42
HINDANG			45	45	0	93			45	138
INAWANGAN			60	81	15	50			75	131
JURAO			68	85	0	28			68	113
Poblacion District I			0	18	1	49			1	67
Poblacion District II			0	32	0	102			0	134
Poblacion District III			0	52	0	73			0	125
Poblacion District IV			0	59	0	97			0	156
SAN ANDRES			91	91					91	91
SAN PABLO			67	67	20	24			87	91
SANTA CRUZ			0	50	0	78			0	128
SANTO NIÑO			238	238					238	238
TAGKIP			46	46					46	46
TOLOSAHAY										
VILLA HERMOSA			46	46					46	46
Grand Total			1,291	1,780	66	998			1,357	2,778

**JULITA - HSWG Partner reporting****Recovery Shelter activities (as of 06-OCT-2014)****Interventions By BARANGAYS & AGENCIES**

The data shown below represent the sum of households who have received (HH reached) or who will receive (HH targeted or underway) recovery shelter support by HSWG partner agencies. Numbers reached are those reported to the HSWG by 6th October 2014. The full data set of HSWG data can be found here:

<https://www.sheltercluster.org/Asia/Philippines/Typhoon%20Haiyan%202013/Documents/20141003%20HSWG%20Database%20for%20website.xlsx>

Barangays & Agency	Temporary Shelter		Repairs & Retrofit		Core House		Permanent House		Total HH Reached	Total HH Target
	HH Reached	HH Target	HH Reached	HH Target	HH Reached	HH Target	HH Reached	HH Target		
ALEGRIA			95	95					95	95
Plan International			95	95					95	95
ANIBONG			98	98	0	98			98	196
PRC - German Red Cross			98	98	0	98			98	196
ASLUM			0	16	30	34			30	50
Medair			0	16	30	34			30	50
BALANTE										
BONGDO			61	90					61	90
PRC - German Red Cross			61	90					61	90
BONIFACIO			105	105					105	105
Plan International			105	105					105	105
BUGHO			48	67	0	31			48	98
Medair			0	19	0	31			0	50
Plan International			48	48					48	48
CALBASAG			0	80	0	106			0	186
Medair			0	80	0	106			0	186
CARIDAD			49	69	0	29			49	98
Medair			0	20	0	29			0	49
Plan International			49	49					49	49
CUYA-E			132	132					132	132
Plan International			132	132					132	132
DITA			0	76	0	106			0	182
Medair			0	76	0	106			0	182
GITABLA			42	42					42	42
Plan International			42	42					42	42
HINDANG			45	45	0	93			45	138
PRC - German Red Cross			45	45	0	93			45	138
INAWANGAN			60	81	15	50			75	131
Plan International			60	60					60	60
PRC - German Red Cross			0	21	15	50			15	71
JURAO			68	85	0	28			68	113
Medair			0	17	0	28			0	45
Plan International			68	68					68	68
Poblacion District I			0	18	1	49			1	67
Medair			0	18	0	48			0	66
PRC - German Red Cross					1	1			1	1
Poblacion District II			0	32	0	102			0	134
Medair			0	32	0	102			0	134
Poblacion District III			0	52	0	73			0	125
Medair			0	52	0	73			0	125
Poblacion District IV			0	59	0	97			0	156
Medair			0	59	0	97			0	156
SAN ANDRES			91	91					91	91
Plan International			91	91					91	91
SAN PABLO			67	67	20	24			87	91



JULITA - HSWG Partner reporting

Recovery Shelter activities (as of 06-OCT-2014)

Interventions By BARANGAYS & AGENCIES

The data shown below represent the sum of households who have received (HH reached) or who will receive (HH targeted or underway) recovery shelter support by HSWG partner agencies. Numbers reached are those reported to the HSWG by 6th October 2014. The full data set of HSWG data can be found here:

<https://www.sheltercluster.org/Asia/Philippines/Typhoon%20Haiyan%202013/Documents/20141003%20HSWG%20Database%20for%20website.xlsx>

	Temporary Shelter		Repairs & Retrofit		Core House		Permanent House		Total HH Reached	Total HH Target
Barangays & Agency	HH Reached	HH Target	HH Reached	HH Target	HH Reached	HH Target	HH Reached	HH Target		
Plan International			67	67					67	67
PRC - German Red Cross					20	24			20	24
SANTA CRUZ			0	50	0	78			0	128
Medair			0	50	0	78			0	128
SANTO NIÑO			238	238					238	238
Plan International			238	238					238	238
TAGKIP			46	46					46	46
Plan International			46	46					46	46
TOLOSAHAY										
VILLA HERMOSA			46	46					46	46
PRC - German Red Cross			46	46					46	46
Grand Total			1,291	1,780	66	998			1,357	2,778